



**B U I L D I N G**

**Challenges**




**B U I L D I N G**

**Challenges**



**B U I L D I N G**

**Challenges**



**B U I L D I N G**

**Challenges**

## Throughout Time

### HARD

Design and build a castle.

Design and build a cabin or campsite.

Design and build a maze.

Design and build your favorite book character or setting from a story long ago. (Could be a fairy tale or legend)

## Throughout Time

### HARD

Design and build a castle.

Design and build a cabin or campsite.

Design and build a maze.

Design and build your favorite book character or setting from a story long ago. (Could be a fairy tale or legend)

## Throughout Time

### HARD

Design and build a castle.

Design and build a cabin or campsite.

Design and build a maze.

Design and build your favorite book character or setting from a story long ago. (Could be a fairy tale or legend)

## Throughout Time

### HARD

Design and build a castle.

Design and build a cabin or campsite.

Design and build a maze.

Design and build your favorite book character or setting from a story long ago. (Could be a fairy tale or legend)

## Throughout Time

### HARDER

Design and build a pentagonal-shaped castle.

Design and build a building by ancient architects.

Choose your favorite *Magic Tree House* book, fiction or nonfiction, and create a scene from the story.

## Throughout Time

### HARDER

Design and build a pentagonal-shaped castle.

Design and build a building by ancient architects.

Choose your favorite *Magic Tree House* book, fiction or nonfiction, and create a scene from the story.

## Throughout Time

### HARDER

Design and build a pentagonal-shaped castle.

Design and build a building by ancient architects.

Choose your favorite *Magic Tree House* book, fiction or nonfiction, and create a scene from the story.

## Throughout Time

### HARDER

Design and build a pentagonal-shaped castle.

Design and build a building by ancient architects.

Choose your favorite *Magic Tree House* book, fiction or nonfiction, and create a scene from the story.

## Throughout Time

### HARDEST

Design and build a castle with a working gate or portcullis.

Design and build an underground labyrinth with six ways in or out. (Use large flat cardboard as your “ground” model.)

Choose your favorite historical fiction book and build a character, scene, or setting based on the book.

## Throughout Time

### HARDEST

Design and build a castle with a working gate or portcullis.

Design and build an underground labyrinth with six ways in or out. (Use large flat cardboard as your “ground” model.)

Choose your favorite historical fiction book and build a character, scene, or setting based on the book.

## Throughout Time

### HARDEST

Design and build a castle with a working gate or portcullis.

Design and build an underground labyrinth with six ways in or out. (Use large flat cardboard as your “ground” model.)

Choose your favorite historical fiction book and build a character, scene, or setting based on the book.

## Throughout Time

### HARDEST

Design and build a castle with a working gate or portcullis.

Design and build an underground labyrinth with six ways in or out. (Use large flat cardboard as your “ground” model.)

Choose your favorite historical fiction book and build a character, scene, or setting based on the book.